




**MUNICIPIO DE EMILIANO ZAPATA, TABASCO.**  
**ESTADO ANALÍTICO DEL EJERCICIO DEL PRESUPUESTO DE EGRESOS**  
**CLASIFICACIÓN FUNCIONAL (Finalidad y Función)**

CORTE AL MES DE: JUNIO

Concepto	Aprobado	Ampliaciones / Reducciones	Modificado	Devengado	Pagado	Subejercicio
<b>GOBIERNO</b>	<b>180,062,118.41</b>	<b>-49,143,285.51</b>	<b>130,908,832.90</b>	<b>42,167,851.87</b>	<b>41,515,867.73</b>	<b>88,740,981.03</b>
JUSTICIA	23,588,907.22	2,355,471.12	25,944,378.34	10,777,821.92	10,632,821.43	15,166,556.42
COORDINACION DE LA POLITICA DE GOBIERNO	29,066,139.91	2,477,765.09	31,542,905.00	15,163,004.84	14,932,467.79	16,379,900.16
ASUNTOS FINANCIEROS Y HACENDARIOS	98,557,351.09	-52,743,240.75	45,814,110.34	5,256,928.38	5,174,472.03	40,557,181.96
ASUNTOS DE ORDEN PUBLICO Y DE SEGURIDAD	9,020,096.62	41,888.89	9,061,985.51	3,678,327.47	3,827,643.49	5,183,660.04
OTROS SERVICIOS	19,820,621.57	-1,275,169.86	16,545,451.71	7,091,769.26	6,948,452.99	11,453,682.45
<b>DESARROLLO SOCIAL</b>	<b>137,955,994.96</b>	<b>28,397,525.33</b>	<b>160,353,520.29</b>	<b>71,104,362.47</b>	<b>70,230,854.23</b>	<b>89,249,157.82</b>
PROTECCION AMBIENTAL	35,529,395.32	13,427,318.70	48,956,714.02	17,501,717.81	17,063,467.23	31,454,996.21
VIVIENDA Y SERVICIOS A LA COMUNIDAD	44,506,095.58	14,000,630.80	58,506,686.38	27,425,324.31	27,297,405.45	31,081,342.07
SALUD	0.00	0.00	0.00	0.00	0.00	0.00
RECREACION, CULTURA Y OTRAS MANIFESTACIONES SOCIALES	24,795,732.29	2,232,428.45	27,028,160.74	14,525,216.51	14,376,217.74	12,502,944.23
EDUCACION	6,008,637.78	-1,490,625.95	4,518,011.83	2,459,306.04	2,427,502.44	2,058,705.79
PROTECCION SOCIAL	16,299,640.96	2,15,877.57	16,515,518.53	6,974,090.85	6,905,783.58	9,541,427.68
OTROS ASUNTOS	4,816,553.03	11,895.76	4,828,448.79	2,218,706.95	2,160,507.79	2,609,741.84
<b>DESARROLLO ECONOMICO</b>	<b>23,557,250.54</b>	<b>-4,136,978.97</b>	<b>19,418,271.57</b>	<b>10,394,991.63</b>	<b>10,252,279.86</b>	<b>9,023,279.94</b>
AGROPECUARIA, SILVICULTURA, PESCA Y CAZA	7,762,603.20	1,501,037.53	9,263,640.73	4,927,544.54	4,840,751.18	4,336,096.19
TRANSPORTE	3,920,000.00	-3,920,000.00	0.00	0.00	0.00	0.00
TURISMO	11,874,647.34	-1,720,016.50	10,154,630.84	5,467,447.09	5,411,528.68	4,687,183.75
<b>Total del Gasto</b>	<b>335,565,363.91</b>	<b>-24,884,739.15</b>	<b>310,660,624.76</b>	<b>123,667,205.97</b>	<b>121,989,021.82</b>	<b>187,013,418.79</b>

  
**D.P. MARÍA BALCAZAR DE LA ROSA**  
**DIRECTORA DE PROGRAMACION**

  
**PROFRA. COREY DE LA CRUZ HERNANDEZ**  
**SINDICO DE HACIENDA**

  
**TEC. CARLOS ALBERGO PASCUAL PEREZ**  
**JASSO**  
**PRESIDENTE MUNICIPAL**