




Concepto	Saldo Inicial 1	Cargos del Periodo 2	Abonos del Periodo 3	Saldo Final 4 (1+2-3)	Variación del Periodo (4-1)
Activo	250,356,805.28	177,004,279.75	178,755,610.64	248,605,474.39	-1,751,330.89
ACTIVO CIRCULANTE	80,091,025.72	173,952,583.87	178,755,610.64	75,287,998.95	-4,803,026.77
EFFECTIVO Y EQUIVALENTES	41,171,434.30	152,087,077.88	147,965,217.15	45,293,295.03	4,121,860.73
DERECHOS A RECIBIR EFECTIVO O EQUIVALENTE	30,109,447.49	21,138,710.56	26,783,922.80	24,464,235.25	-5,645,212.24
DERECHO A RECIBIR BIENES O SERVICIOS	3,495,948.10	360,850.43	1,135,774.32	2,721,024.21	-774,923.89
ALMACEN	5,314,195.83	365,945.00	2,870,696.37	2,809,444.46	-2,504,751.37
ACTIVO NO CIRCULANTE	170,265,779.56	3,051,695.88	0.00	173,317,475.44	3,051,695.88
BIENES INMUEBLES, INFRAESTRUCTURA Y CONTRUCCIONES	139,524,331.69	2,886,414.88	0.00	142,410,746.57	2,886,414.88
BIENES MUEBLES	37,882,458.83	165,281.00	0.00	38,047,739.83	165,281.00
ACTIVOS INTANGIBLES	164,280.76	0.00	0.00	164,280.76	0.00
DEPRECIACIONES, DETERIORO Y ARMORTIZACIONES	-7,305,291.72	0.00	0.00	-7,305,291.72	0.00


 PROFRA. COREY DE LA CRUZ HERNANDEZ
 SINDICO DE HACIENDA


 TEC. CARLOS ALBERTO PASCUAL PEREZ JASSO
 PRESIDENTE MUNICIPAL


 L.C.F. MANUEL ANTONIO CORTES PEREZ
 DIRECTOR DE FINANZAS