






MUNICIPIO DE EMILIANO ZAPATA, TABASCO.
ESTADO ANALÍTICO DEL EJERCICIO DEL PRESUPUESTO DE EGRESOS
CLASIFICACIÓN FUNCIONAL (Finalidad y Función)
CORTE AL MES DE: MARZO

Concepto	Egresos					Subejercicio
	Aprobado	Ampliaciones / Reducciones	Modificado	Devengado	Pagado	
GOBIERNO	180,052,118.41	-46,106,789.35	133,945,329.06	18,535,226.71	17,772,381.99	115,410,102.35
JUSTICIA	23,588,907.22	2,028,831.26	25,617,738.48	4,735,597.79	4,504,061.82	20,882,140.69
COORDINACION DE LA POLITICA DE GOBIERNO	29,065,139.91	2,832,812.54	31,897,952.45	5,988,126.88	5,680,866.33	25,909,825.57
ASUNTOS FINANCIEROS Y HACENDARIOS	98,557,351.09	-49,868,384.88	48,688,966.21	2,537,935.77	2,460,510.24	46,151,030.44
ASUNTOS DE ORDEN PUBLICO Y DE SEGURIDAD	9,020,098.62	-142,029.69	8,878,068.93	1,956,466.81	1,915,282.68	6,921,602.12
OTROS SERVICIOS	19,820,621.57	-958,018.58	18,862,602.99	3,317,099.46	3,211,660.92	15,545,503.53
DESARROLLO SOCIAL	131,955,994.96	14,486,783.36	146,442,778.32	34,218,363.44	31,695,500.31	112,224,414.88
PRDTECCION AMBIENTAL	35,529,395.32	1,689,115.66	37,218,510.98	8,237,242.26	8,050,895.20	28,981,268.72
VIVIENDA Y SERVICIOS A LA COMUNIDAD	44,506,035.58	11,441,103.75	55,947,139.33	12,336,888.68	10,224,093.76	43,610,250.65
SALUD	0.00	160,000.00	160,000.00	0.00	0.00	160,000.00
RECREACION, CULTURA Y DTRAS MANIFESTACIONES SOCIALES	24,795,732.29	2,426,121.87	27,221,854.16	8,771,106.82	8,676,102.04	18,450,747.34
EDUCACION	6,008,637.78	-1,246,055.36	4,762,582.42	489,614.90	469,428.57	4,272,967.52
PROTECCION SDICIAL	16,299,640.96	21,145.48	16,320,786.44	3,533,326.92	3,459,074.49	12,787,459.52
OTROS ASUNTOS	4,816,553.03	-4,648.04	4,811,904.99	850,183.86	815,906.25	3,961,721.13
DESARROLLO ECONDMICO	23,557,250.54	-5,580,174.88	17,877,075.66	2,196,674.57	2,115,860.73	15,680,401.09
AGROPECUARIA, SILVICULTURA, PESCA Y CAZA	7,762,603.20	1,254,369.57	9,016,972.77	1,486,246.79	1,437,148.15	7,530,725.98
TRANSPORTE	3,920,000.00	-3,920,000.00	0.00	0.00	0.00	0.00
TURISMO	11,874,647.34	-3,014,544.45	8,860,102.89	710,427.78	678,712.58	8,149,675.11
Total del Gasto	335,565,363.91	-37,300,180.87	298,265,183.04	54,950,264.72	51,583,743.03	243,314,918.32


 CP. MARITZA BALCAZAR DE LA ROSA
 DIRECTORA DE PROGRAMACION


 PROFRA. COREY DE LA CRUZ HERNANDEZ
 SINDICO DE HACIENDA


 TEC. CARLOS ALBERTO PASCUAL PEREZ JASSO
 PRESIDENTE MUNICIPAL

000010